

## Oodles of Google Part II

The following web address provides additional resources for teachers:

<http://www.google.com/educators/index.html>

On the left hand side there are additional resources. Consider the Tools for your Classroom umbrella:

Stand alone products:


Book Search    Geo Education (Google Earth)

Google News    Web Searches

Blogger        Picasa

SketchUp       Google Custom Search Engine

Google Account Products:



## iGoogle

You and your students can collect useful content from across the web and see it all in one place on [iGoogle](#). From current events provided by numerous news providers to local weather and your school's events calendar, you can select any number of customized items and place them on a page that's specific to all of your own personal interests.

Here are a few of the hundreds of features that are available for your homepage:

- A date and time clock
- Your class calendar, easily accessed by students
- Bookmarks for quick access to your recommended sites for students
- Headlines from a variety of trusted news sources
- Link to your class Blog with messages to students or families
- **New!** Access to searchable elections videos through Google's [Elections Video Search](#).

If you can't find the "gadget" you want, you can even ask tech-savvy students to create one for you as a classroom assignment (you can find directions for creating gadgets [here](#)). You can also use information from gadgets like Quote of the Day or Google News as a trigger for a quick daily class discussion.

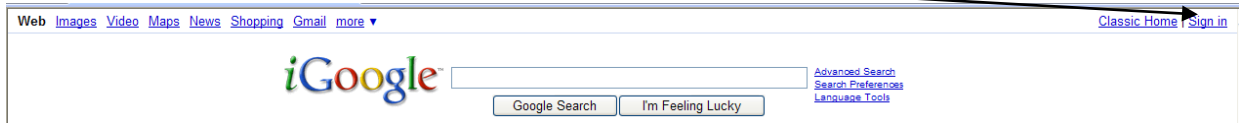
Your students, meanwhile, can get organized and stay that way by easily adding multiple gadgets to their personalized homepage that will help them with their studies and schoolwork. Suggested gadgets for students include calendars, to do lists, maps, blogs, weather, Gmail, the online encyclopedia Wikipedia, and news and [elections videos](#) from various accredited sources.

To use iGoogle, all you and your students need is an email account. You can [register your current email account](#) at Google Accounts or get a new Gmail account. Gmail is now available through your cell phone or through your school itself, via [Google Apps for Your Domain](#).



## To create an iGoogle Account:

1. Go to: <http://www.google.com/ig>
2. Click on Sign in



3. If you have a google account, sign in. If not, click on "Click an account now".

A sign-in form for iGoogle. It has the heading "Sign in to iGoogle with your Google Account". Below this are fields for "Email:" and "Password:". There is a checkbox labeled "Remember me on this computer." which is checked. Below the fields is a "Sign in" button. At the bottom of the form, there is a link that says "I cannot access my account".A button with the text "Don't have a Google Account? Create an account now".

- a. For those who do not have a Google account, here is the information screen:



### Create an Account

Your Google Account gives you access to iGoogle and [other Google services](#). If you already have a Google Account, you can [sign in here](#).

#### Required information for Google account

Your current email address:   
e.g. myname@example.com. This will be used to sign-in to your account.

Choose a password:  [Password strength: Strong](#)  
Minimum of 8 characters in length.

Re-enter password:

Stay signed in

Creating a Google Account will enable Web History. Web History is a feature that will provide you with a more personalized experience on Google that includes more relevant search results and recommendations. [Learn More](#)

Enable Web History.




b. Second part of the screen


Get started with iGoogle

**Default Homepage**  Set Google as my default homepage.  
Your default homepage in your browser is the first page that appears when you open your browser.

**Location:** United States

**Word Verification:** Type the characters you see in the picture below.





Letters are not case-sensitive


**Terms of Service:** Please check the Google Account information you've entered above (feel free to change anything you like), and review the Terms of Service below.


[Printable Version](#)

Google Terms of Service  
Welcome to Google!  
1. Your relationship with Google

By clicking on 'I accept' below you are agreeing to the [Terms of Service](#) above and the [Privacy Policy](#).

c. When you accept the account, here is the pop screen. Select your option.

**Add or Change Home Page** 

 **Would you like to use the following as your home page?**  
http://www.google.com/

Use this webpage as your only home page


Add this webpage to your home page tabs

4. You will then be redirected to the iGoogle Home Page: (Select you options). Click on Select your page.

Web [Images](#) [Video](#) [Maps](#) [News](#) [Shopping](#) [Mail](#) [more](#) 

james.foster@rdmail.k12.ar.us | [Classic Home](#) | [My Account](#) | [Sign out](#)

**iGoogle**  [Advanced Search](#) [Search Preferences](#) [Language Tools](#)

**Create your own homepage in under 30 seconds** 

**Select interests:** (Choose all that apply)

<input checked="" type="checkbox"/> Little Rock	<input checked="" type="checkbox"/> Music	<input type="checkbox"/> Business	<input checked="" type="checkbox"/> Politics
<input type="checkbox"/> News	<input type="checkbox"/> Games	<input checked="" type="checkbox"/> Art	<input type="checkbox"/> Entertainment
<input type="checkbox"/> Humor	<input type="checkbox"/> Cooking	<input type="checkbox"/> Technology	<input type="checkbox"/> Sports

**Select a theme:**

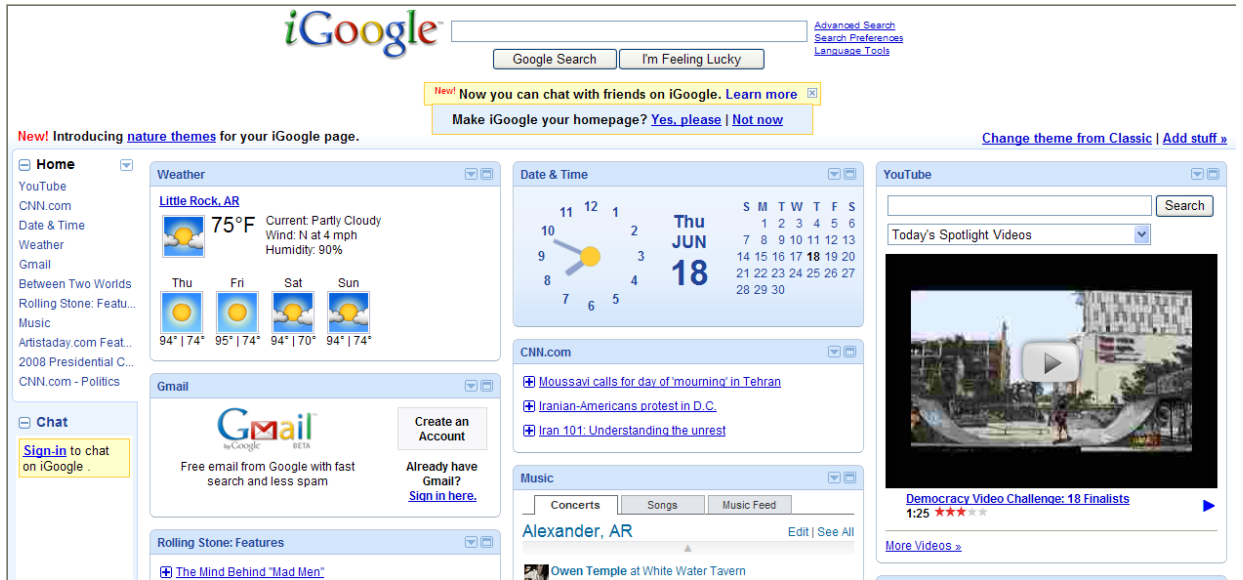
Google        

**Choose Location:**

Country/Region: United States City/Zip code: Little Rock



5. Your basic page is created:



6. Customize your page by clicking on the "Add stuff" hyperlink.

7. To remove a "gadget," place your mouse cursor on the drop-down arrow and click. Select the "delete this gadget option."



- Here is a list of Google products you may add to your iGoogle:

**Google Reader** [Back to gallery](#)  
 By Google  
 View your Google Reader items and read any RSS or Atom feed.  
 539,671 users | ★★★★★ 367 ratings  
 Add it now  
 Share this gadget

Search for gadgets  
 Search

You might also like...

- Google Calendar** ★★★★★ 525 ratings Add
- Google Translate** ★★★★★ 19 ratings Add
- To-Do List** ★★★★★ 789 ratings Add
- Google Bookmarks** ★★★★★ 6 ratings Add
- Google Notebook** ★★★★★ 209 ratings Add

- 

## Adding other “gadgets” to iGoogle

**Google Reader:** places your subscriptions from other websites into one convenient place.

- In your web browser type in the following web address. [reader.google.com](http://reader.google.com)
- Scroll down until you see this box:

**Read your sites from iGoogle** 8:15 AM (seconds ago)  
 by the Google Reader team  
 It looks like you're already using iGoogle to read some websites. You can subscribe to some (or all) of them in Reader, so that you can more easily keep track of new items.  
 You have 4 sites from iGoogle you can read in Reader.  
 Add iGoogle sites

- To add sites to your iGoogle, go to the website and find the RSS icon and subscribe OR

Search: Enter search terms and select a search location | Stories | Archives | Classifieds | Stocks | Google | Get email updates

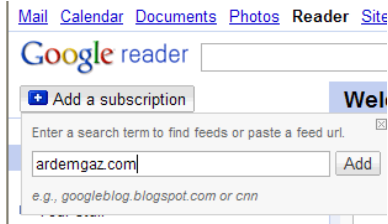
Top Stories | GET THE FACTS ON OIL SANDS | AUTOarkansas

- In Google Reader, Click on Add a subscription

Mail | Calendar | Documents | Photos | Rea  
 Google reader  
 Add a subscription



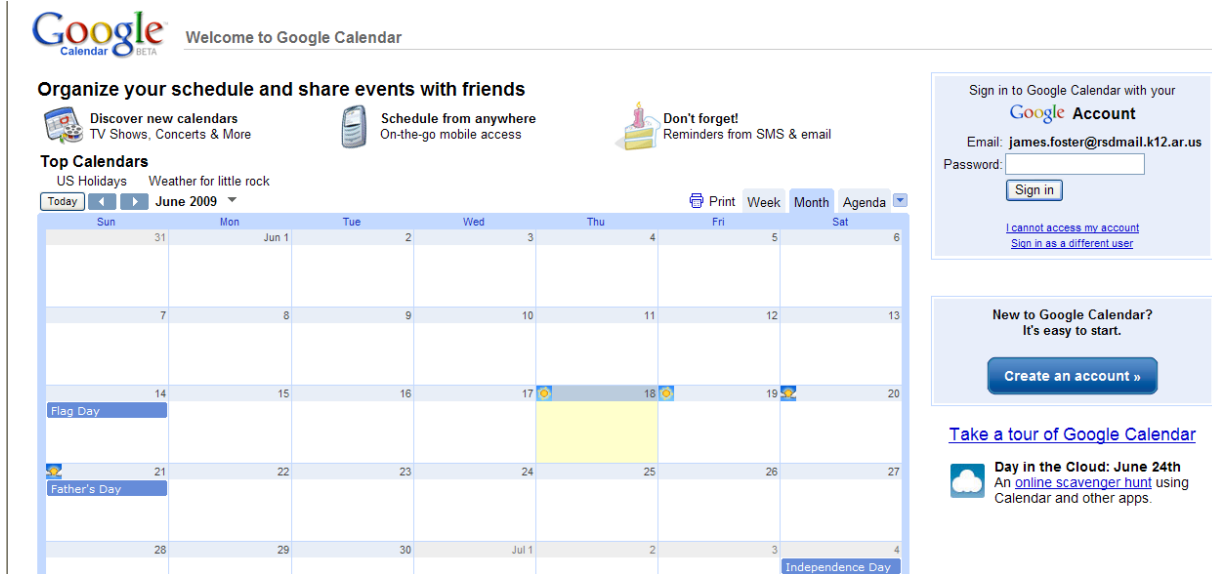
5. Type in the URL and select the add button.



## Google Calendar: Create a calendar for your use and share it with others

calendar.google.com

Notice you must have some registered account to use this service. You may also add this calendar to your iGoogle account.



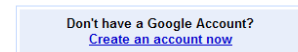
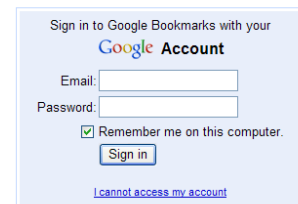
## Google Bookmarks: save your web favorites so wherever you go, you may access them.

[www.google.com/bookmarks/](http://www.google.com/bookmarks/)



With Bookmarks, you'll be able to:

- Save time with quick links to your favorite websites. Use [Web History](#) to find the sites you visit frequently and bookmark your favorites. Use the [Google Toolbar](#) for quick access to your bookmarks and to easily create more.
- Get your bookmarks on any computer. No matter where you may be surfing the web, your bookmarks can stay with you just by signing in.
- Keep your bookmarks organized. Add searchable labels and notes to your bookmarks to find them easily and keep them organized.



©2009 Google - [Google Home](#) - [Terms of Service](#) - [Privacy Policy](#) - [Help](#)

June 18, 2009



## Other Google Products that requires an account:


### Google Docs: Presentation, Spreadsheet, and Word Processing al web based. docs.google.com



#### Create and share your work online

- Upload from and save to your desktop
- Edit anytime, from anywhere
- Pick who can access your documents
- Share changes in real time
- Files are stored securely online
- It's FREE!
- [Take a tour](#) - [New Features](#)



 The Day in the Cloud Challenge: Wednesday, June 24th  
Good at puzzles? Take part in an online scavenger hunt using Google Docs and other apps. [Learn more >](#)

Sign in to Google Docs with your  
**Google Account**

Email:

Password:

Remember me on this computer.

[I cannot access my account](#)

Don't have a Google Account?

©2009 Google - [Help](#) - [Privacy Policy](#) - [Terms of Use](#) - [Legal Notices](#)

### Google Sites: Create Web Pages and wikis seamlessly sites.google.com



#### Thinking of creating a website?

Google Sites is a free and easy way to create and share webpages. [Learn more.](#)

- Create**  
rich web pages easily
- Collect**  
all your info in one place
- Control**  
who can view and edit



Sign in to Google Sites with your  
**Google Account**

Email:

Password:

Remember me on this computer.

[I cannot access my account](#)

[Sign up for Sites](#)

[Sign in with a Google Apps Account](#)





# Google Mail: Create email

## mail.google.com



Welcome to Gmail

### A Google approach to email.

Gmail is built on the idea that email can be more intuitive, efficient, and useful. And maybe even fun. After all, Gmail has:



#### Less spam

Keep unwanted messages out of your inbox with Google's innovative technology.



#### Mobile access

Read Gmail on your mobile phone by pointing your phone's web browser to <http://gmail.com/app>. [Learn more](#)



#### Lots of space

Over 7338.756083 megabytes (and counting) of free storage so you'll never need to delete another message.

Sign in to Gmail with your

**Google Account**

Username:

Password:

Remember me on this computer.

[I cannot access my account](#)

New to Gmail? It's free and easy.

[About Gmail](#) [New features!](#)

June 18, 2009

